




The Sioux Projector

The Official Newsletter of the Sioux Falls Camera Club

<http://www.geocities.com/sfcameraclub>

In This Issue



The "Prez Sez!"
Page 2

January Judging
Page 3

YouTube Goes FOTO
Page 4

December N4C
Page 5

Junk Swap Announced
Page 5

Take Your Best Shot!
Page 6

February 2007 Edition *HAPPY Valentines Edition* *Monthly Meeting Schedule*

Tuesday, February 6, 2007

The Sioux Falls Camera Club will meet at 7:00 p.m. at the Kenny Anderson Community Center, at Ann Sullivan Elementary School, 3701 East 3rd Street, Sioux Falls, South Dakota.

Our program, entitled "*War Zone Passion for Planes and People*", will be presented by *Robert Semrad*. His program will feature photographs from his wartime experiences in Viet Nam. Mr. Semrad flew more than 1000 sorties, and captured many images with his Pentax and Olympus cameras. I'm sure this show will reveal a side of Viet Nam few of us have, or will ever see.

February subjects are "*Snow*" and "*Nature*."

Ron Balthazor will be providing refreshments, so bring your appetites!

Tuesday, February 20, 2007

The Sioux Falls Camera Club will meet at 7:00 p.m. at the Kenny Anderson Community Center, at Ann Sullivan Elementary School, 3701 East 3rd Street, Sioux Falls, South Dakota.

February judging and N4C awards will be announced, and *Val Goering* will be providing refreshments.

Wishing You a Happy Valentines Day!

Sioux Falls Camera Club 2006-2007



Officers and Board Members

President:	Ken Starkenburg	605-338-0209
Vice President:	Jennie Patrick	605-690-5700
Secretary – Treasurer:	Linda Rensberger	605-361-2708
3 Yr.:	(1 yr. remain) Steve Thompson	605-528-3675
3 Yr.:	(2 yr. remain) Ken Eckert	605-332-0657
3 Yr.:	(3 yr. remain) Eric Merrill	605-339-3075
1 Yr.:	Ron Balthazor	605-371-1607

Chairpersons

Programs:	Greg Honermann	507-283-3625
	Ken Eckert	605-332-0657
SFCC Prints & Slides:	Terry Rea	605-338-5842
	Chastity Merkwon	605-366-0898
Newsletter Editor:	Marty DeWitt	605-594-8198
Club Historian:	Ken Starkenburg	605-338-0209
Hospitality:	Lori Fisher	605-376-1454
Promotions:	Tim Breikreutz	605-428-5740
N4C Entries:	Jim Stone	605-339-0187
	Teresa Lane	605-338-1206
N4C Digital:	Eric Merrill	605-339-0187
Points & Awards:	Jim Stone	605-339-0187
	Laurie Brenneman	605-359-8635
Sioux Empire Fair:	Bill Leshovsky	605-728-4140
	Val Goering	605-335-3834

Feel free to contact the board members or chairpersons concerning Camera Club business.

Dues

Individuals: \$18.00 Family: \$27.00

Please pay Linda Rensberger, Secretary-Treasurer


The Sioux Falls Camera Club meets at 7:00 P.M., the first and third Tuesdays, September through May, in the Kenny Anderson Community Center, at Ann Sullivan Elementary School, 3701 E 3rd Street, Sioux Falls, South Dakota.

VISITORS ARE ALWAYS WELCOME!

The Sioux Projector

The Sioux Projector is a monthly publication, (except for July and August), of the Sioux Falls Camera Club, Sioux Falls, South Dakota. Newsletter Deadline is the second Tuesday of the month. Contact editor Marty DeWitt at martydewitt@hotmail.com.

THE NEW PREZ SEZ!



As I write this article, January is half over and we've finally received measurable snow. Just in time for us to take our snow pictures for February's assignments!

In a recent magazine, I read a few facts about snow. In Montana, in 1887, people said they saw snowflakes that were 15 inches in diameter! The snowiest US city is Syracuse NY, which receives an average of 115 inches of snow a year. In the winter of 1998-1999, more than 1,140 inches of snow fell on Mount Baker in the State of Washington. That's 95 feet! And the only place in the United States where it has never snowed is the Florida Keys.

The most famous snowflake expert was Wilson A. Bentley. He was born in 1865 on a farm in Jericho, Vermont. He received a microscope from his mother when he was 15, and was amazed by snowflakes he viewed. In 1880, he received a camera. After trying for two years, he finally figured out how to photograph the snowflakes. He ended up photographing more than 5000 in the next fifty years, stating that no one design was ever repeated.

If you would like to read more about Bentley and his amazing snowflake adventures, stop by the Sioux Falls Public Library and check out the following:

“Snowflake Bentley” by Jacqueline Briggs Martin and “The Snowflake, Winter’s Secret Beauty” by Kenneth Libbrecht, with photos by Patricia Rasmussen. And the definitive source would be “Snowflakes in Photographs” by W.A. Bentley himself.

Ken Starkenburg, SFCC President

JANUARY 2007

Contest Results

The January subjects were
“Cityscapes” and “Nature.”

Judges were Eric Merrill, Keith Anderson,
Val Goering and Teresa Lane

Color Prints: 19 Entries

1st.	“Cormorants in Repose”	Keith Anderson
2nd.	“Santorini”	Ron Balthazor
3rd.	“Beauty and the Beast”	Keith Anderson
H.M.	“Burn Out!”	Marty DeWitt
H.M.	“Niagara Sunset”	Ron Balthazor
H.M.	“Taming the Royal Fork”	Marty DeWitt

Black & White Prints: 12 Entries

1st.	“Rustic Barn”	Marty DeWitt
2nd.	“Twisting Upward”	Robert Tebben
3rd.	“After Rush Hour”	Ron Balthazor
H.M.	“Anasazi Highrise”	Roger Rose
H.M.	“Tied Up for the Day”	Sandy Tebben
H.M.	“Look Out”	Robert Tebben

Color Slides: 18 Entries

1st.	“Urban Monument”	Ron Balthazor
2nd.	“Omaha Nights”	Ron Balthazor
3rd.	“Sunrise Over the Gulf”	Don Rensberger
H.M.	“Golden Gate Greeting”	Marty DeWitt
H.M.	“City Reflections”	Ron Balthazor
H.M.	“Nature’s Front Porch”	Marty DeWitt

*Congratulations to all our winners,
especially Keith Anderson! Still
mostly the same old names,
though.... How about you new
members? Let’s give these
veteran shutterbugs some new
competition!*

MEMBERS in the NEWS

It’s always a great pleasure to be able to toot people’s horns for their accomplishments in the world of photography. Only problem is, unless you tell me, I can’t toot! So, from now on, if you have a photo published, get a great opportunity to photograph something for hire, or have an exhibit or program, please let me know so I can share your excitement with our members. Here’s what I have for this month:

Ron Balthazor’s photographic works were displayed at the Brookings Art Council gallery during the month of January. Included was his great night shot of a carnival ride entitled “Hair Dryer.”

Lori Fisher has been approached by a cemetery group interested in using some of her great images for a brochure.

Ken Starkenburg recently taught a class on Basic Photography at The Outdoor Campus.

Word has it he had more than 50 people signed up to learn from the “master”. *(just wish I could have been there to heckle him a bit, just to return the favor...)*

As you already know, I had an article on basic outdoor photography published last fall in the September/October 2006 edition of the *SD Conservation Digest*. I also had four images selected for inclusion in the 2007 *Digest* calendar edition. I also had a couple images published in the Southeast South Dakota Tourism Association’s 2007 desk calendar.

So - What’s up with you?

So What's YouTube Got To Do With Photography, Anyway?

(Note: This item was shared by one of our newer members, Alyice Edrich. She writes a weblog of her own, and also runs a photography and writing business. Check out her sites at www.TheDabblingMum.com or Alyiceedrich.net.)

My son introduced me to YouTube.com this past week. It's a video blog website. While some of the videos aren't too sharp in picture quality, the content provided is actually pretty good.

But before you visit, a little word of caution: some of the videos on YouTube.com aren't appropriate for Christian families so view wisely! I've also discovered YouTube.com doesn't have the best search engine capabilities so you'll have to weed through a lot of off-target videos before you find quality videos. But annoyances aside, you can't beat free tutorials. Just check out some of the videos I've recently discovered:

- Depth of field <http://www.youtube.com/watch?v=uzedefUXARE>
- Better catch shots <http://www.youtube.com/watch?v=s-Fc5pdaxgg>
- Aperture <http://www.youtube.com/watch?v=g5310BnZo8A>
- Shutter speed <http://www.youtube.com/watch?v=g9s4M1jKhwU>
- Raw capture http://www.youtube.com/watch?v=0Nh53gaa_G0
- Saving irrelevant photographs <http://www.youtube.com/watch?v=fTdTIyoPzrg>
- Capture skin tones <http://www.youtube.com/watch?v=dC60TShCqrM>
- Small object boxes http://www.youtube.com/watch?v=_H9NzGJXDYc
- Shooting small objects <http://www.youtube.com/watch?v=0SNROMV5oes>
- Interview with Professor Bill Jay on the History of Photography <http://www.youtube.com/watch?v=kTewZpacw4M>

And if you think those are good, just wait until you see these free photography video tutorials! These videos are clearer and more professional.

- Photo Walk Through <http://www.photowalkthrough.com/videotutorials.html>
- Photo TV <http://www.photo.net/tv/>

Hospitality List

The following members have graciously agreed to bring tasty treats to our meetings.

Many THANX in advance for your assistance!

February 6th – Ron Balthazor

February 20th – Val Goering

March 6th – Bill Leshovsky

March 20th – Terry Rea

April 3rd – Steve Thompson

April 17th – Jim & Dorothy Stone

May 1st – Loreale Johnson

May 15th – Spring Banquet

*“It's more important to click with people
than to click the shutter”*

Alfred Eisenstaedt

March Theme ***“Security”***



Now, what was Ron thinking when he came up with this theme? Hard to say, but when you start to think about it, it opens up some doors that may have locked away some of your undiscovered potential and creativity. Sorry, I just couldn't resist.... Anyway, this one should get you thinking. Maybe a rusty padlock, a weathered door, a child with a favorite “blankie”, a police car on the prowl... could be anything. Grab your camera and give it a try!

December N4C Judging Results

Congrats to the SFCC folks who dazzled the judges at N4C. Here's the latest!

B&W Pictorial Prints - Large

HM – “Cubism Redux”

By Eric Merrill

B&W Pictorial Prints - Small


2nd Place – “Innocence”

By Jennie Patrick

Nature Prints - Small

3rd Place - “I Got My Eyes On You”

By Sandy Tebben



Time to Clean Out Your Closets!

We have scheduled the March 20th SFCC meeting as our first annual ***2007 Photo Junk Swap***. We would like everyone to bring along all their used photo gear, photo magazines, and gadgets, new, used and abused, and we'll have a fun evening of bartering, swapping, buying and stealing. I'm sure nearly everyone has some stuff sitting around gathering dust. Why not clear it out, make a little spending money, or trade it for that little gadget you've always wanted but couldn't find. This was Sandy Tebben's idea, so she'd better have a lot of stuff to bring (although Bob Wulf thinks he has probably bought all her stuff by now...).

So, start packing and get ready. It could be even bigger than Ebay!



Take Your Best Shot!

By Marty DeWitt, SFCC Editor

Last month I reported some New Year's resolutions. Now, I'm happy to report... so good, so far! I'm shooting more, goofing around with black and white, and I've immersed myself into PhotoShop. Yeah, I hear you saying ... "Big deal...it's only been a month!" But for me, it's nothing short of a miracle!

Santa was also pretty good to me, so I now have some new tools to work (and play) with. One item I got was a

Logan mat cutting system. I was real impressed when Sandy Tebben gave her matting presentation last year, and I thought the Logan system looked fairly simple to use. I've been experimenting with multiple cut-outs and different size mats, and finding it pretty handy (and cheap) to do them myself. I also stumbled onto a great frame sale at Hobby Lobby, which came in real handy while I was preparing a photo exhibit for a local business in Garretson. Ironically, just as I neared completion of the framing project, I found out the business was closing. Oh well, easy come, easy go... Anybody got some blank walls?

I also finally broke down and ordered a new Epson V700 film and photo scanner. It's a flatbed scanner, but offers very high resolution scans, and comes with film carriers for slides and film. I'm still learning the routine, but early results are very encouraging. I have file drawers full of slides from 30 years of shooting, and have some neat ideas for resurrecting some of them.

A couple weeks ago, Cathy and I ventured out to the Black Hills. The real reason for the trip was to train our new camping reservation center operators. We added a couple extra days and toured some areas we haven't seen since we moved to Palisades. The fresh snow and sub-zero temperatures made it finally feel like winter, but we still drove along the route of the Mickelson Trail, through Wind Cave National Park and the Wildlife Loop road at Custer State Park. I was able to get some neat shots of mule deer, especially some impressive groupings of young bucks in the Badlands. If you haven't been to the Badlands since the opening of the new visitor center, it would be well worth your time to make the trip.

Just yesterday, on my way home from church, I saw the neatest display of sun dogs I have ever seen. As the sun sank low near the horizon, the combination of cold temperature and airborne ice particles created a brilliant rainbow effect either side of the sun. I rushed to the basement, grabbed my tripod and cameras and raced into the park to catch some shots. Now for the educational part of this story...As I found a perfect location where the sun dogs framed a solitary tree on the horizon, I raised the camera to my eye and pressed the shutter release – nothing! There on the LCD screen blinked the dreadful message – “No CF Card”. I had been downloading images on my computer and had left the card in my card reader. I'll sure check next time! Now I'll have to wait for my slides to come back to see if I got the shots on film. Bummer!

Lastly, my apologies to all of you who have waited patiently for the “newsletter by e-mail” situation to be ironed out. It's times like this that I'm sure Carol and Ken are glad they don't have e-mail, so their copies arrive by snail mail, and can be read the first time! Sometimes makes me wish we could go back to a simpler time. None-the-less, I know that isn't possible. So, bear with us, we'll get it fixed. And in the meantime, remember the sage advice offered me by a previous editor...”If they begin to complain too much, tell ‘em the next complainer becomes the next editor!” Sounds fair to me!

Remember- Happy “Clickers” Take Better Pictures!

The Fine Print – The opinions expressed in “Take Your Best Shot” are those of the SFCC ***Sioux Projector*** editor, and not often (but occasionally I get lucky) those of the SFCC and its awesome photographers. Corrections, rebuttals, and certainly kind words are graciously invited but, depending on my mood, may or may not be published in future issues. Got a better idea? Think I'm all wet? Bring it on!!!